



# SureTest Open/Closed Circuit Tracer

Catalog # 61-954



## Features

- Numeric value and audible signal provide quick and easy-to-understand tracing feedback
- Identifies breakers and fuses
- Traces wires behind walls
- Can be used on de-energized/energized circuits 0-600V AC/DC

## Read first: Safety Information

Understand and follow operating instructions carefully. Use the tracer only as specified in this manual; otherwise, the protection provided by the tracer maybe impaired.

### DANGER

#### Electric Shock Hazard

Contact with electricity can cause electric shock, serious injury or death. To avoid electric shock, personal injury or death follow these instructions.

### WARNING

To avoid electric shock, personal injury, or death, follow these instructions:

- Do not use if tracer appears damaged. Visually inspect the tracer to ensure the cases are not cracked and back case is securely in place.
- Inspect and replace leads if insulation is damaged, metal is exposed, or probes are cracked.
- Never use on circuits or systems that have voltages in excess of 600V AC/DC.
- Never use the tracer with a remote ground in patient care areas. Ground currents generated by the tracer may create a shock hazard for electrically susceptible patients.
- Always test the remote ground system to confirm that its resistance is less than 100 ohms from remote ground to circuit neutral.
- Always check circuits to verify that the hot, neutral and ground are wired correctly.
- Do not use tracer if it operates abnormally as protection maybe impaired.
- Do not use during electrical storms or in wet weather.
- Do not use around explosive gas, dust, or vapor.
- Do not apply more than the rated voltage to the tracer.
- Do not use without the batteries and the back case properly installed.
- Remove the test leads from the circuit prior to removing the battery cap.
- Do not attempt to repair this unit as it has no user-serviceable parts except a fuse.

### CAUTION

To protect yourself, think "Safety First":

- Voltages exceeding 30VAC or 60VDC pose a shock hazard so use caution.
- Use appropriate personal protective equipment such as safety glasses, face shields, insulating gloves, insulating boots, and/or insulating mats.
- Never ground yourself when working on an electrical circuit.
- Always make the ground or neutral connection first, and remove last when using clip leads or adaptor cord.

## Introduction

The SureTest® Circuit Tracers are powerful, versatile, easy-to-use troubleshooting test tools for finding breakers and hidden wire problems in residential/commercial/industrial environments. These tracers work on closed (energized) and open (de-energized) circuits. They identify circuit breakers, find opens and shorts, and trace wires behind walls and underground.

The tracers are available in three configurations. Each kit contains the same transmitter (TR-958) and test lead kit (TL-958). The 954 kit has a Receiver (RC-954) with a 7-digit LED screen and a Hard Case (C-954). The 956 has a Receiver (RC-958) with a rotating, super-bright OLED display and an AC/DC power indicator, and a Hard Case (C-954). The 958 also has the high-end Receiver (RC-958), adds an Inductive Clamp (IC-958) with Battery Pack (BP-958), and a larger Hard Case (C-958).

#61-954



#61-956



#61-958

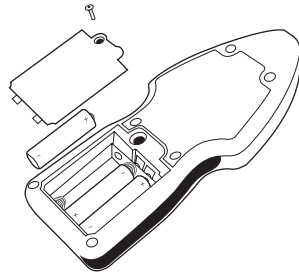


### Key Features

- Numeric value and variable audible for easy-to-understand tracing
- Super-bright display for easy-viewing
- Peak detecting bar graph for instantaneous changes in signal strength
- Identifies breakers and fuses
- Pinpoints opens and shorts
- Traces wires behind walls and underground
- Can be used on de-energized/energized circuits from 0-600V AC/DC
- Will not affect GFCIs or other sensitive equipment on the line
- Low battery indicator
- Cat III-1000V safety rating

### Receiver:

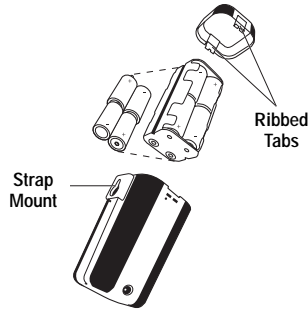
- 1) Remove the battery cap by loosening the screw.
- 2) Replace batteries with (3) new AA batteries.
- 3) Assemble cap and re-tighten the screw.



### Battery Pack for Inductive Clamp:

Ensure the clamp is unplugged from the battery pack.

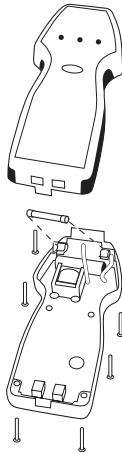
- 1) Remove cap by squeezing the ribbed tabs on either side of the cap.
- 2) Remove the battery holder noting the orientation to the strap mount on the case.
- 3) Replace batteries with (8) new C-cell batteries.
- 4) Re-install battery holder into the case noting the orientation to the magnetic strap mount.
- 5) Snap cap back onto case.



### Fuse Replacement (TR-958 only)

Ensure that the test leads are removed from the input jacks and the circuit under test.

- 1) Remove the (6) screws that are assembled into the back of the transmitter.
- 2) Replace the fuse (#F-958).
- 3) Re-assemble the back cap and re-tighten the (6) screws.



### Maintenance

Clean the case with a damp cloth and mild detergent. Do not use abrasives or solvents.

### Service and Replacement Parts

This unit has no user-serviceable parts except for the fuse in the transmitter. For replacement parts or to inquire about service, contact IDEAL Technical Support at 877-201-9005 or visit our website, [www.testersandmeters.com](http://www.testersandmeters.com).

### Specifications:

#### Transmitter

Operating Frequency:	32 kilohertz, fixed-amplitude, time-modulated signal
Current Output of Signal:	200mA p-p <sub>max</sub> into 50 ohms
Voltage Output of Signal:	30V nominal (2 watts)
Operating Voltage:	0 – 600V AC/DC
Fuse:	1A/1000V, High-Energy, Fast-Acting (6mm x 46mm) – IDEAL # F-958
Battery Power:	1.5V x (4) AA batteries (NEDA 15A, IEC LR6)
Battery life:	40 hours open circuit testing / 25 hours short circuit tracing.
Indicators:	On/Off, Line energized, Low battery

#### Receiver

Sensing:	Magnetic
Maximum range:	15 feet underground.
Signal response:	Numeric display and Audible beep
Battery Power:	1.5V x (3) AA batteries (NEDA 15A, IEC LR6)
Battery life:	20 hours